




ADZ-40W Standard

Standard Version



40W标准版 ADZ-BZ40

总功率: 40W

12W绿光激光, 波长525nm

12W红光激光, 波长638nm

16W蓝光激光, 波长455nm

光束发散度: <1.2毫弧度 (全角)

激光等级: Class IV

调制方式: TTL | 模拟调制

激光寿命: >10,000小时

防护等级: IP25

1.工作环境: 户外及室内, -25°C至40°C

2.扫描系统: 30K振镜, 光学角度±30°

3.控制模式: ILDA, DMX512, 自动, 手动, 主从同步

4.电源: 100-250V, 50/60Hz

5.额定功率: ≤500W

6.尺寸: 411×441×205mm (高)

7.重量: 20kg

Total Power: 40W

12W Green Laser, Wavelength 638nm

12W Red Laser, Wavelength 525nm

16W Blue Laser, Wavelength 455nm

Beam Divergence: <1.2 mrad (Full Angle)

Laser Class: Class IV

Modulation Mode: TTL | Analog Modulation

Laser Lifespan: > 10,000 Hours

Protection Rating: IP25

1.Operating Environment: Indoor & Outdoor, -25°C to 40°C

2.Scanning System: 30K Galvanometer, Optical Angle ±30°

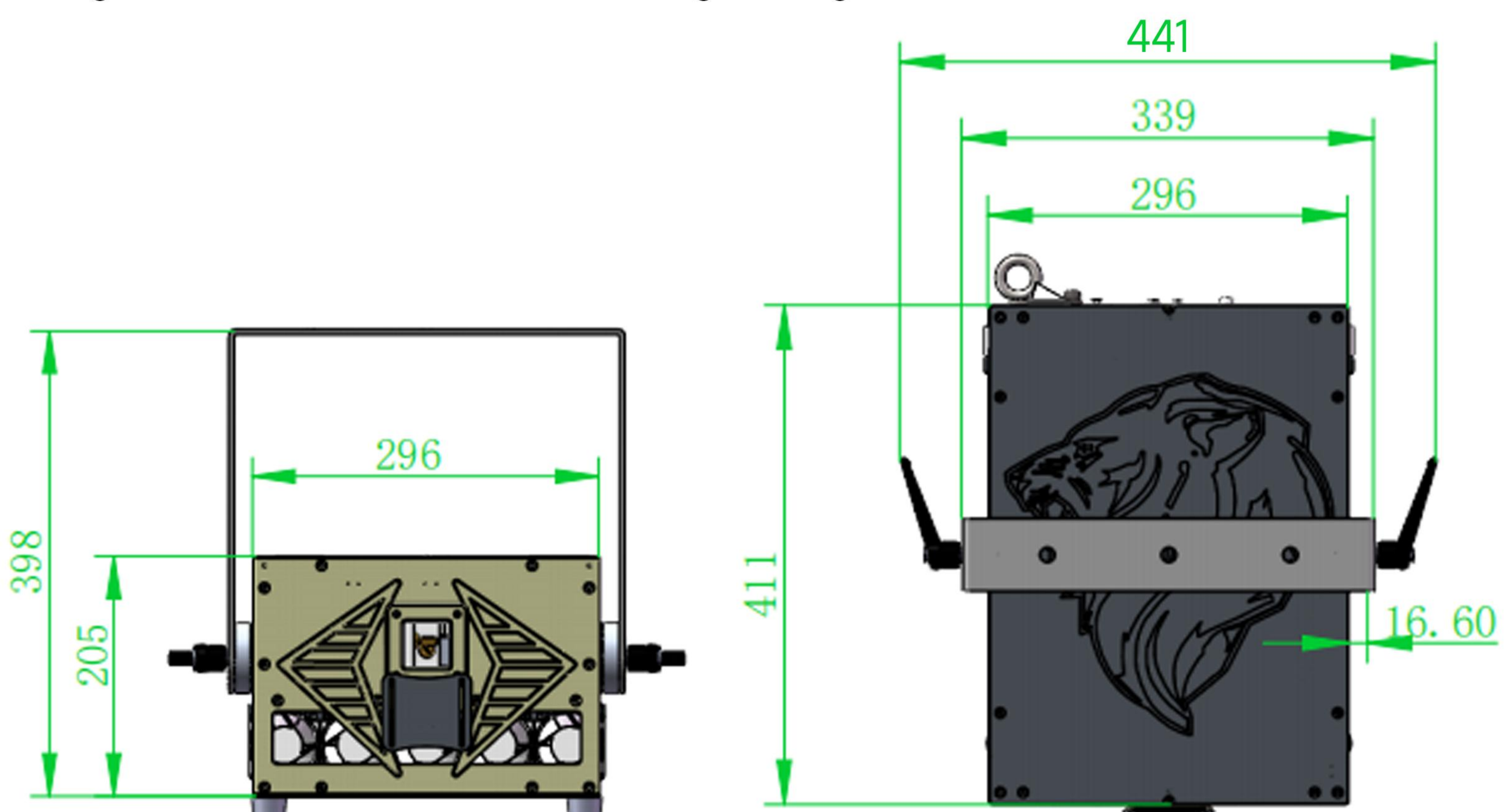
3.Control Modes: ILDA, DMX512, Auto, Manual, Master-Slave Synchronization

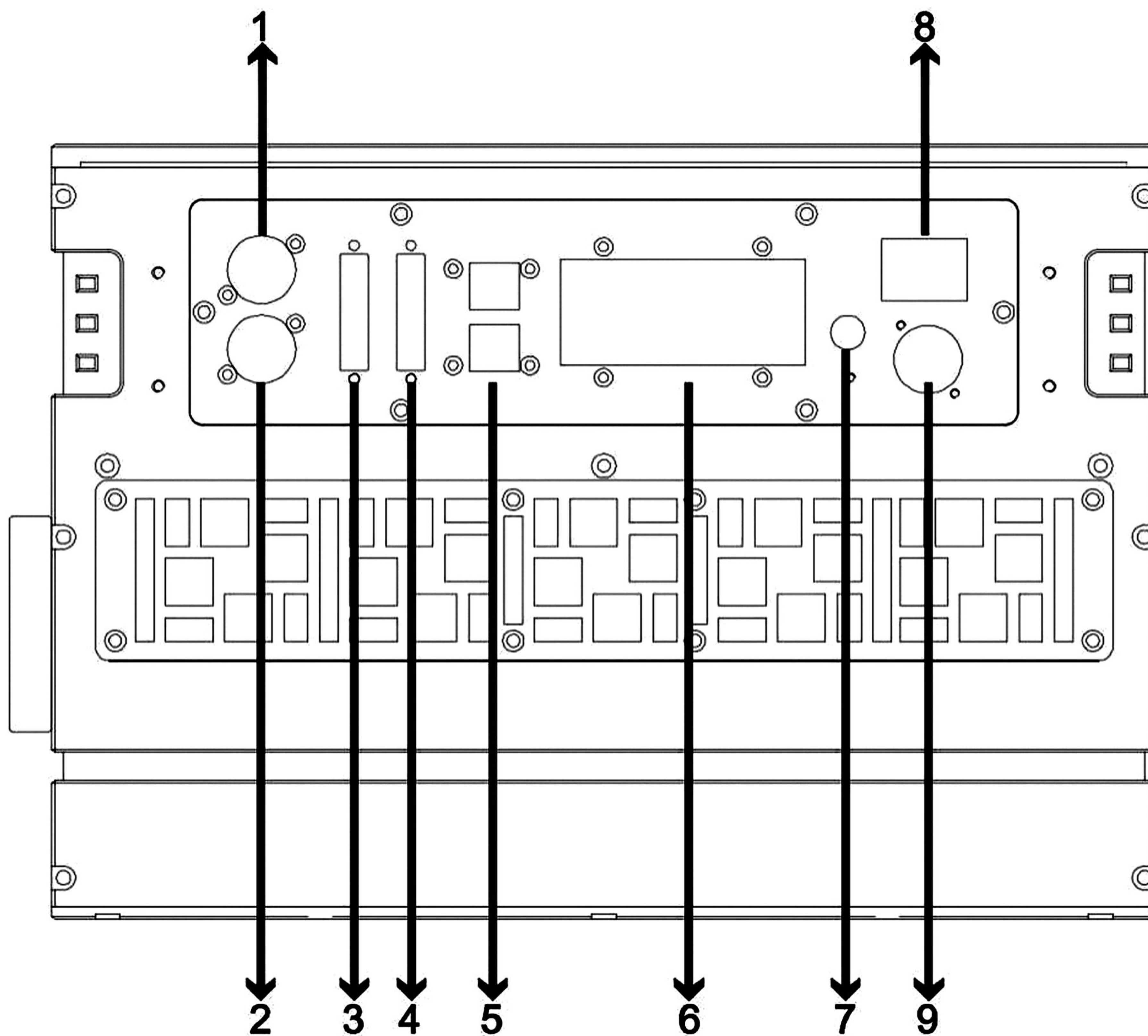
4.Power Supply: 100-250V, 50/60Hz

5.Rated Power: ≤ 500W

6.Dimensions: 411×441×205mm (H)

7.Weight: 20kg





1.DMX输入:

用于 DMX512 连接, 使用 3 芯 XLR 信号线连接灯具与控制台, 并输入 DMX 信号 (可选配 5 芯)

2.DMX 输出 :

用于 DMX512 连接, 使用 3 芯 XLR 信号线连接到下一台灯具, 并输出 DMX信号 (可选配 5 芯)

3.ILDA输出

4.ILDA输入

5.网线接口

6.显示屏:显示各种功能菜单

7.电源保险

8.电源开关

9.电源输入

1.DMX Input:

For DMX512 connection. Use 3-pin XLR signal cable to connect the fixture to the control console and input DMX signal (5-pin optional).

2.DMX Output:

For DMX512 connection. Use 3-pin XLR signal cable to connect to the next fixture and output DMX signal (5-pin optional).

3.ILDA Output

4.ILDA Input

5.Ethernet Port

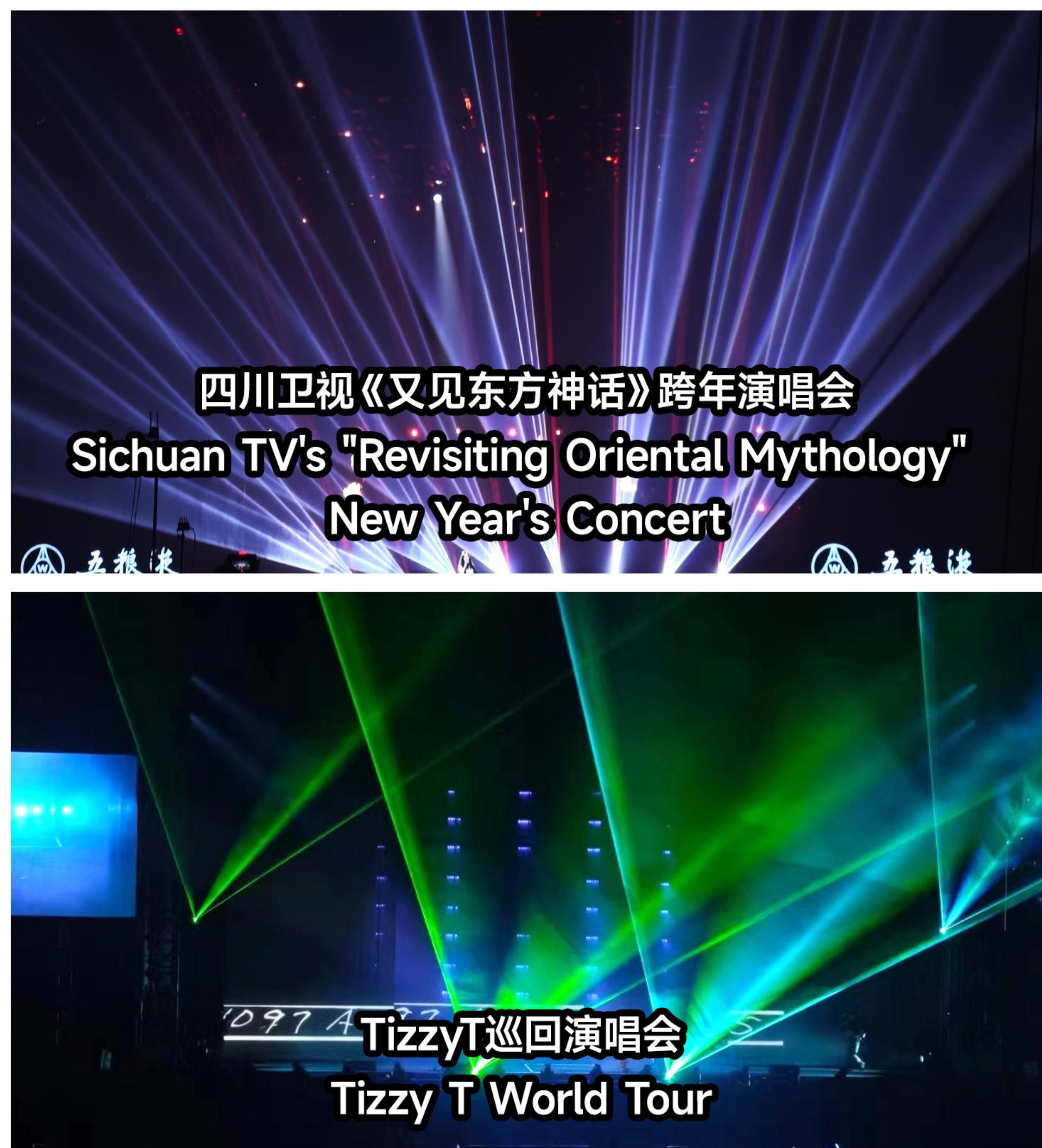
6.Display Screen: Displays various function menus

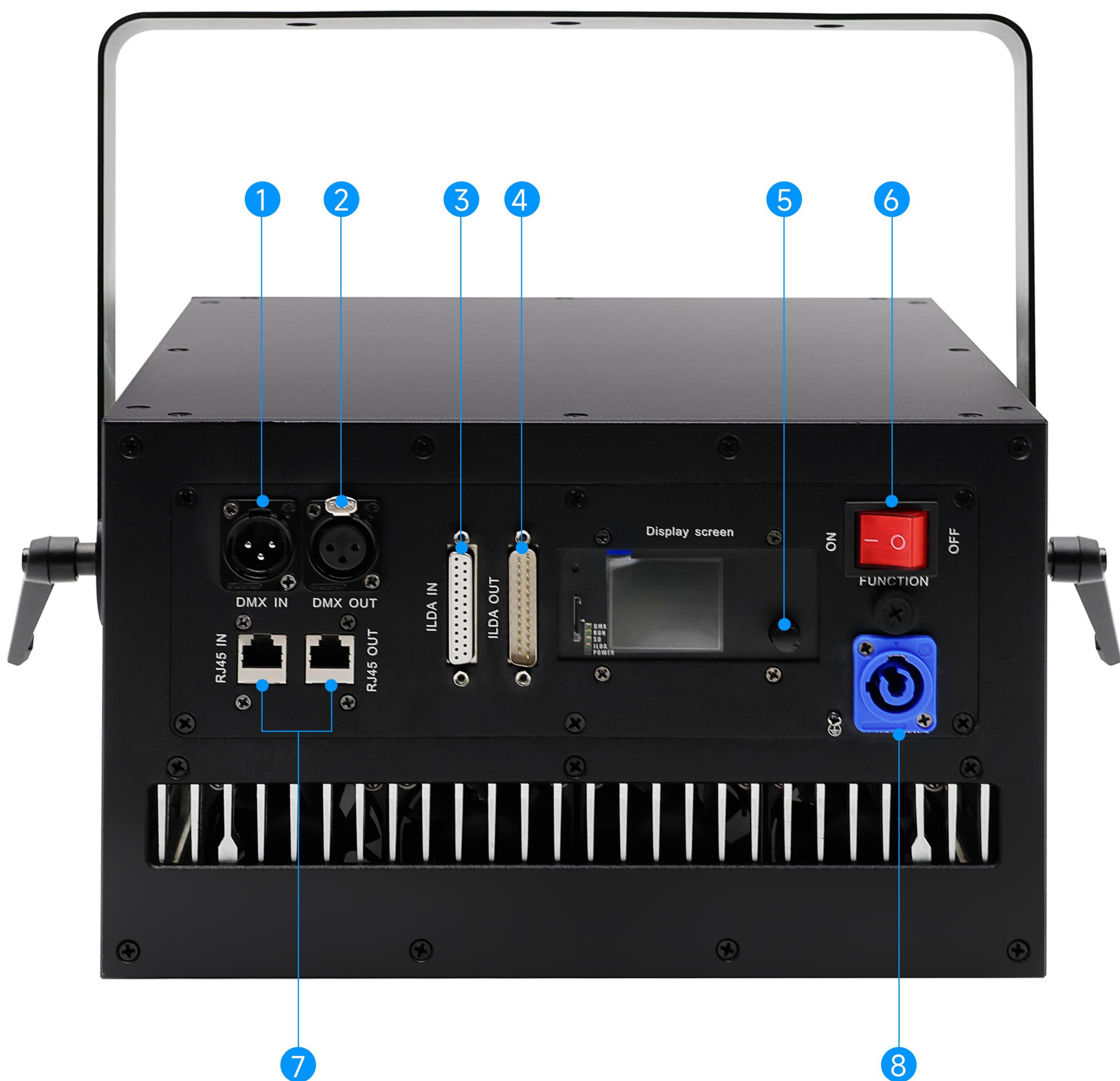
7.Power Fuse

8.Power Switch

9.Power Input

ADZ-40W全彩激光灯应用工程案例





1.DMX信号输入

2.DMX信号输出

3.ILDA输入

4.ILDA输出

5.功能菜单控制旋钮

6.电源开关

7.RJ45输入/输出

8.电源输入

1.DMX Signal Input

2.DMX Signal Output

3.ILDA Input

4.ILDA Output

5.Function Menu Control Knob

6.Power Switch

7.RJ45 Input/Output

8.Power Input